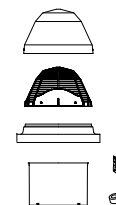


TCC 022 Components

TCC 022 3000

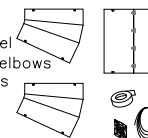
- Acrylic Dome
- VELUX SunCurve daylight directing device
- Counter flashing assembly
- Top collar (16"/.41m)
- Aluminum tape (length 16"/.41m) for top collar
- Hardware bag



- Option
 - TCC 022 5000 - Impact Polycarbonate dome

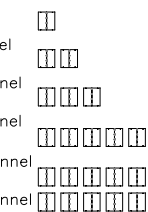
Option: TTK 022 Elbows & Rigid Tunnel

- 24"/.61m Rigid tunnel
- (2) 15"/.38m Rigid elbows
- Tape for tunnel joints
- Suspension wire
- Hardware bag



Option: ZTR 022 Rigid Tunnel Extensions

- ZTR 022 0002
- 24"/.61m Rigid tunnel
- ZTR 022 0004
- 48"/1.22m Rigid tunnel
- ZTR 022 0006
- 72"/1.83m Rigid tunnel
- ZTR 022 0012
- 144"/3.66m Rigid tunnel
- ZTR 022 0024
- 288"/7.32m Rigid tunnel



Option: ZTC 022 0401US

- Commercial Energy Kit



Option: ZTP 022 Daylight Controller

- Daylight Controller
- KES 160 Control System also required for control & power to ZTP 022



Option: ZTZ 203

- Suspension Wire Kit



Option: TOC 022 0002 Open Ceiling Diffuser

- TOC 022 0002 - Prismatic Diffuser
- Options
 - TOC 022 0000 - Frosted diffuser
 - TOC 022 0003 - Fresnel diffuser



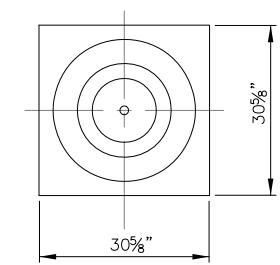
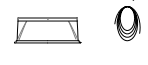
Option: THC 022 0002 Drywall Ceiling Diffuser

- Ceiling ring assembly with prismatic diffuser
- Tape for tunnel joints
- Gasket material for diffuser
- Hardware bag
- Options
 - THC 022 0000 - Frosted diffuser
 - THC 022 0003 - Fresnel diffuser

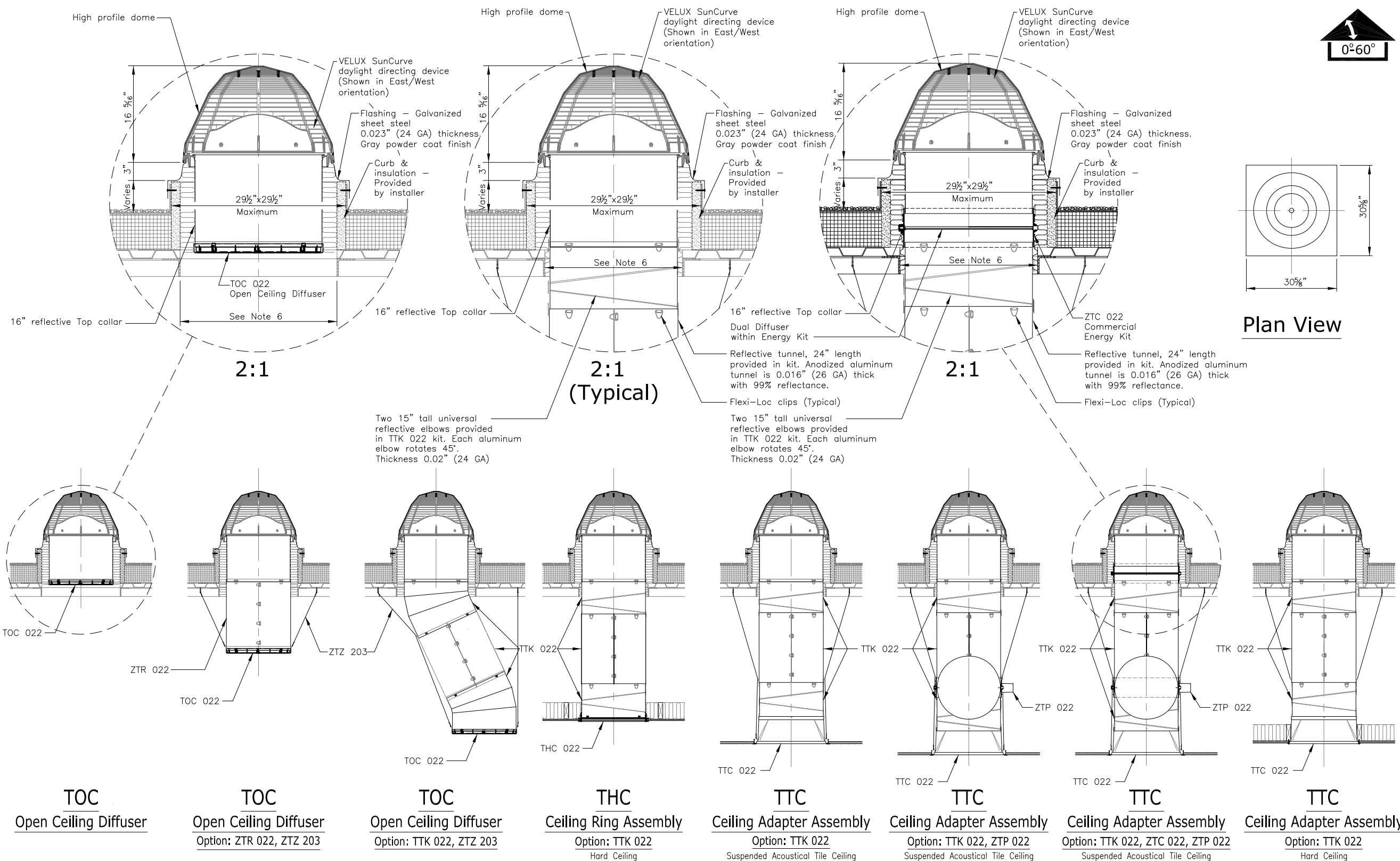


Option: TTC 022 0002 Tile Ceiling Diffuser

- Ceiling adaptor assembly with prismatic diffuser
- Tape for tunnel joints
- Gasket material for diffuser
- Hardware bag
- Suspension wire
- Options
 - TTC 022 0000 - Frosted diffuser
 - TTC 022 0003 - Fresnel diffuser



Plan View



TOC Open Ceiling Diffuser
TOC Open Ceiling Diffuser
Option: ZTR 022, ZTZ 203
TOC Open Ceiling Diffuser
Option: TTK 022, ZTZ 203
THC Ceiling Ring Assembly
Option: TTK 022
Hard Ceiling
TTC Ceiling Adapter Assembly
Option: TTK 022
Suspended Acoustical Tile Ceiling
TTC Ceiling Adapter Assembly
Option: TTK 022, ZTP 022
Suspended Acoustical Tile Ceiling
TTC Ceiling Adapter Assembly
Option: TTK 022, ZTC 022, ZTP 022
Suspended Acoustical Tile Ceiling
TTC Ceiling Adapter Assembly
Option: TTK 022
Hard Ceiling

General Notes

1. This drawing emphasizes the TCC curb flashed VELUX SUN TUNNEL Skylight. It illustrates a general arrangement layout (plus recommendations) for a VELUX TCC installation in a 0-60 degree roof pitch application utilizing an open ceiling installation.
2. The architectural/structural design and specifications for the inclusion of a tubular daylighting device, such as the VELUX TCC, in any roofing/ceiling application is determined and provided by others. The design criteria includes, but is not limited to design loads, structural configurations, structural framing member sizes and material, architectural finishes and integration with the roofing/ceiling systems of the building. VELUX assumes no responsibility or liability in the design, construction and performance of a building structure by others.
3. Secure eye screws/bolts to the roofing structure and attach suspension wire to connect to clips at end of tunnel section.
4. Secure suspension wires to the ceiling adaptor assembly & eyebolts.
5. Dimensions shown are nominal, unless indicated otherwise.
6. The minimum commercial roof opening for tunnel installation is 22"x22" for straight tunnels. Some tunnel configurations may require a larger opening, not to exceed 26 1/2"x26 1/2".

This drawing is an instrument of service and is provided for informational use only.



VELUX
 1418 Evans Pond Road
 Greenwood, SC 29649
 1-800-88-VELUX
 www.VELUXUSA.com

TCC 022 - Commercial SUN TUNNEL Skylight