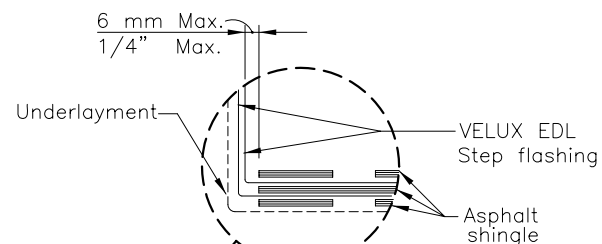
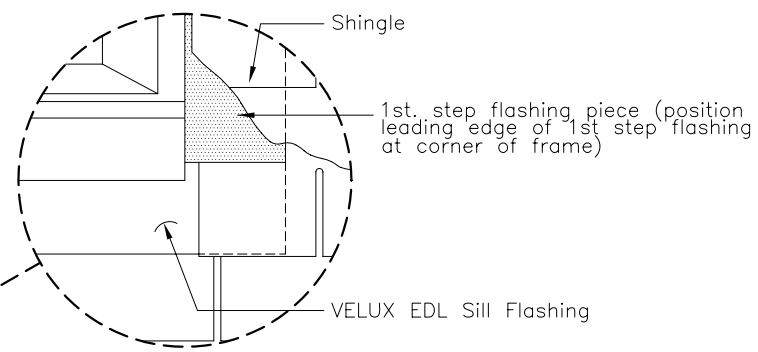


ELEVATION



BASIS OF DESIGN:
VELUX FS
Fixed skylight

Mounting bracket
Attach to roof deck
with nails furnished
with skylight.

Sheathing

Tight joint
between finish
groove and
finish material.

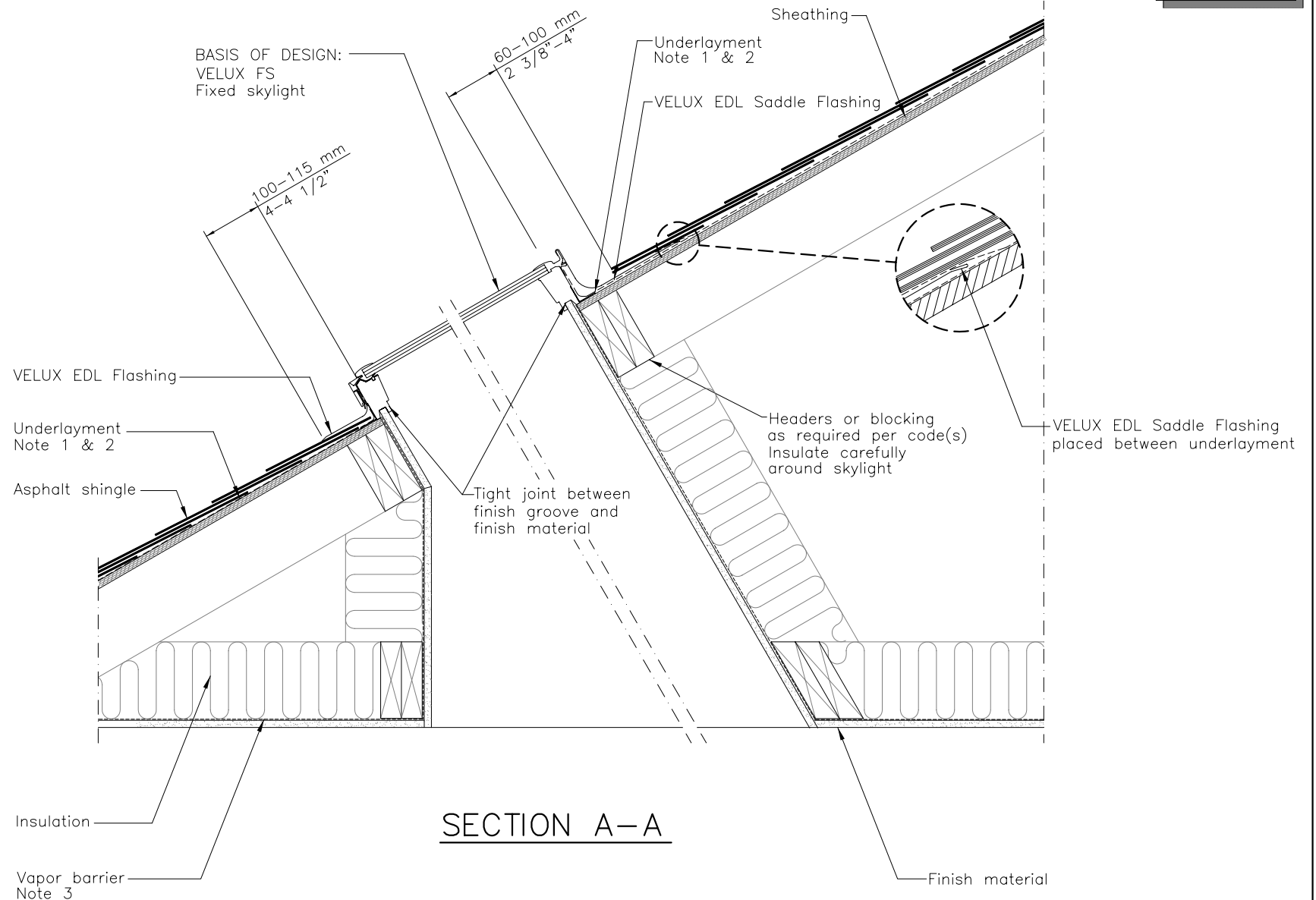
Insulation

Vapor barrier
Note 3

Finish material

SECTION B-B

Blocking as required
per code(s).
Insulate carefully
around shaft



SECTION A-A

1. Wrap frame in ZOZ 216 adhesive underlayment included with VELUX flashing.
2. Underlayment to be folded up against all sides of skylight.
3. Vapor barrier should be used to avoid moisture.

	FS
	EDL
	Asphalt shingles
	Light shaft

	VELUX 1418 Evans Pond Road Greenwood, SC 29649 1-800-88-VELUX www.VELUXUSA.com		Name	Date
	Sky-Product Management		Drawn by: JDH Checked by: WQ	Dec 08 Dec 08
FS-Residential/Commercial Roof Section (Light Shaft and Asphalt Shingles)			Drawing No. FS-01-1208	

This drawing is an instrument of service and is provided for informational use only.