



Skylights

EKL (Skylight Combi flashing) Product Data Sheet

Description	General	The primary function of the EKL flashing system is to provide an engineered flashing kit for VELUX (A21) skylights. The EKL flashing kit consists of varying components, saddle flashing, sill flashing, step flashings, middle gutters and 21 ft roll of skylight adhesive underlayment. Step flashings should be woven together with roofing material. EKL is a combi flashing system for two or more skylights installed side by side and or over and under each other. Skylights placed side by side must have the same height, and skylights placed over and under must have the same width. For special applications or configurations consult with technical services department or Sky-PRM department.
	Variant	EKL xxx 600xB (xxx = skylight size), (x = combi element #).
Installation	Instructions	See installation instruction VAS 452233 See EKL 012 instruction label VAS 452267
	Roof pitch	Must be mounted between pitches of 14 degrees and 85 degrees
	Spacing – side x side	Side by side frame spacing starting at 2 1/2 inch up to 12 inch in 1/2-inch increments.
	Spacing – over and under	Over and under spacing only offered as 4 inch frame spacing.
Application	Roofing material	Thin roofing materials (shingles, slate, thin shakes) less than 5/16 inches in thickness.
Sizes	Standard sizes	EKL C00, EKL C06, EKL C12, EKL M00, EKL S00, EKL 012
	Special sizes	Not available
	Not available	EKL is not available for standard sizes A or D skylights.
EKL Compatibility	Underlayment	Adhesive underlayment (21 ft roll) provided with each EKL flashings
	ZZZ 200 0000B	Package of 14 additional step-flashing pieces.
	EKL C00	For use with skylight / roof window size C01, C04, C06, C08, C12
	EKL C06	For use with skylight C01, C04, C06
	EKL C12	For use with skylight sizes C08 and C12
	EKL M00	For use with skylight / roof window size M02, M04, M06, M08
	EKL U00	For use with roof window size U04 and U08
	EKL P19	For use with Cabrio balcony roof window P19
	EKL S00	For use with skylight / roof window size S01, S06
	EKL 012 6008 ?B	For use with skylight size (height) 01 - 112.
Copper	Copper combi flashing not available	
Step Flashings Per carton	EKL C06	11 step flashings included (elements 6002 & 6005 no step flashing included).
	EKL C00	14 step flashings included (6004 & 6006 elements)
	EKL C12	14 step flashings included
	EKL M00	11 step flashings included
	EKL S00	9 step flashings included
	EKL P10	x step flashings included

Replaces product sheet no:
 Applies from production code:
 Date: 11-10-09
 Created by: Sky-PRM Dept / WQ,

EKL (A21) Product Data Sheet

Contents Per Component	EKL xxx 6001B	Sill & saddle flashing, step flashing, instruction, adhesive underlayment.
	EKL xxx 6002 B	Sill & saddle flashing, instructions, adhesive underlayment.
	EKL xxx 6003 B	Sill & saddle flashing, step flashing, instructions, adhesive underlayment.
	EKL xxx 6004EB	Horizontal gutter and step flashing, instructions, adhesive underlayment.
	EKL xxx 6005EB	Horizontal gutter, instructions. Adhesive underlayment.
	EKL xxx 6006EB	Horizontal gutter, step flashing, instructions, adhesive underlayment
	EKL xxx 6007EB	Horizontal gutter, step flashing, instruction, adhesive underlayment.
	EKL 012 6008xB	One u-shaped gutter with one 13" slide strip and one 16" slide strip

Materials	Sill flashing	22 Gauge or .65 mm Aluminum – (available in copper .60mm)
	Step flashing	23 Gauge or .47 mm Aluminum – (available in copper .55mm)
	Saddle flashing	23 Gauge or .57 mm Aluminum – (available in copper .55mm)
	EKL gutter	23 Gauge or .57 mm aluminum – (available in copper .55mm).
Finishes Exterior	Sill, Step, Saddle flashing	Polyamide (polyester lacquer) Neutral gray color
Coverage Dimensions	Sill flashing	Extends 5 inches from bottom frame.
	Step flashing	2.5 inches x 4.75 inches x 9 1/4 inches (extends 5.5 inches from frame).
	Saddle flashing	Extends 9 inches (uphill) from top frame
	EKL 012 6008 ? B	Extends up side frame 2.5 inches, is 72 inches long, must be cut to fit frame height.
Type Sign	Example	35 AM 02 V1 (block # / year code / month code / Factory code).
	Location	Eleven inches from right corner and centered on sill flashing.
Packaging	Single carton	Cardboard box with simple graphics
Service life	Expectancy	25 years assuming proper transportation, installation, maintenance.
Warranty	V-USA 1623 0901	10 years free from defects in material and workmanship.
Changes compared with earlier versions		

Note: EDL xxx 0000B (A21) flashings are not compatible with VIS skylights.

	EKL Codes				
	Flashing Width				
	Application	EKL C06 & C00	EKL C12 / C00	EKL M00	EKL S00
Combi Elements	Side by side	EKL C06 6001B	EKL C12 6001B	EKL M00 6001B	EKL S00 6001B
	Side by side	EKL C00 6002B	EKL C00 6002B	EKL M00 6002B	EKL S00 6002B
	Side by side	EKL C06 6003B	EKL C12 6003B	EKL M00 6003B	EKL S00 6003B
	Over & Under	EKL C00 6004EB	EKL C00 6004EB	EKL M00 6004EB	EKL S00 6004EB
	Over & Under	EKL C00 6005EB	EKL C00 6005EB	EKL M00 6005EB	EKL S00 6005EB
	Over & Under	EKL C00 6006EB	EKL C00 6006EB	EKL M00 6006EB	EKL S00 6006EB
	Over & Under	EKL C00 6007EB	EKL C00 6007EB	EKL M00 6007EB	EKL S00 6007EB
	Vertical gutter	EKL 012 6008xB	EKL 012 6008xB	EKL 012 6008xB	EKL 012 6008xB

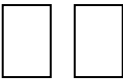
NOTE: The letter E represents 4 inch frame spacing for over and under applications.

Replaces product sheet no:
 Applies from production code:
 Date: 11-10-09
 Created by: Sky-PRM Dept / WQ, JL

EKL (A21) Product Data Sheet

Example order for a 2x1 size M08 with 4-inch frame spacing, you would order the components listed below:

1 EKL M00 6001B
 1 EKL M00 6003B
 1 EKL 012 6008NB



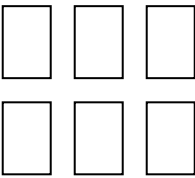
Example order for 3x1 size M08 with 4-inch frame spacing, you would order the components listed below:

1 EKL M00 6001B
 1 EKL M00 6002B
 1 EKL M00 6003B
 2 EKL 012 6008NB



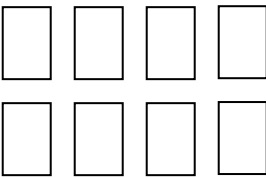
Example order for 3x2 size M08 with 4-inch frame spacing, you would order the components listed below:

1 EKL M00 6001B
 1 EKL M00 6002B
 1 EKL M00 6003B
 1 EKL M00 6004EB
 1 EKL M00 6005EB
 1 EKL M00 6006EB
 4 EKL 012 6008NB



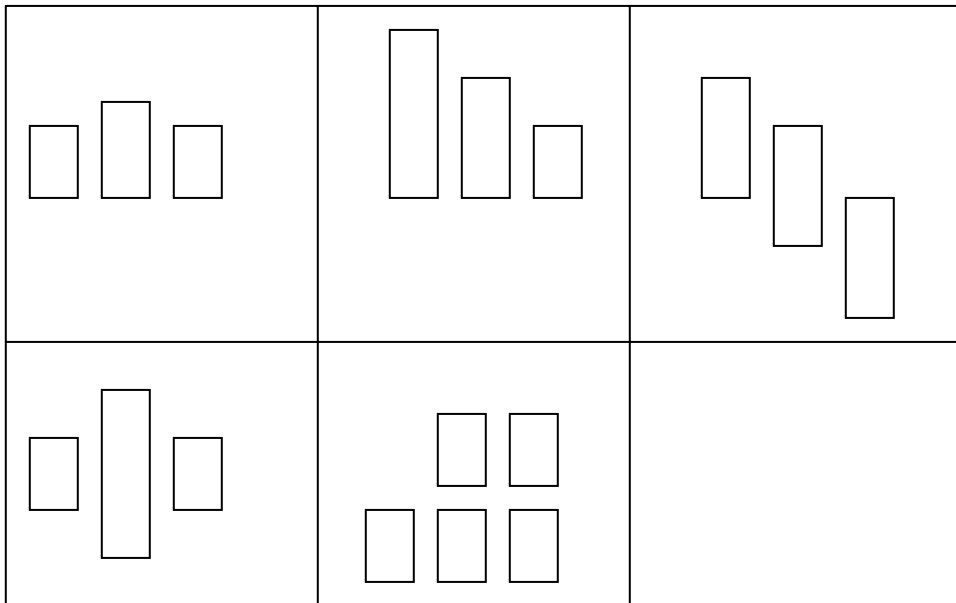
Example order for 4x2 size M08 with 4-inch frame spacing, you would order the components listed below:

1 EKL M00 6001B
 2 EKL M00 6002B
 1 EKL M00 6003B
 1 EKL M00 6004EB
 2 EKL M00 6005EB
 1 EKL M00 6006EB
 6 EKL 012 6008NB



Special or irregular shaped Combi applications are possible with Skylights

The illustrations listed below are examples of special or irregular applications.



Replaces product sheet no:

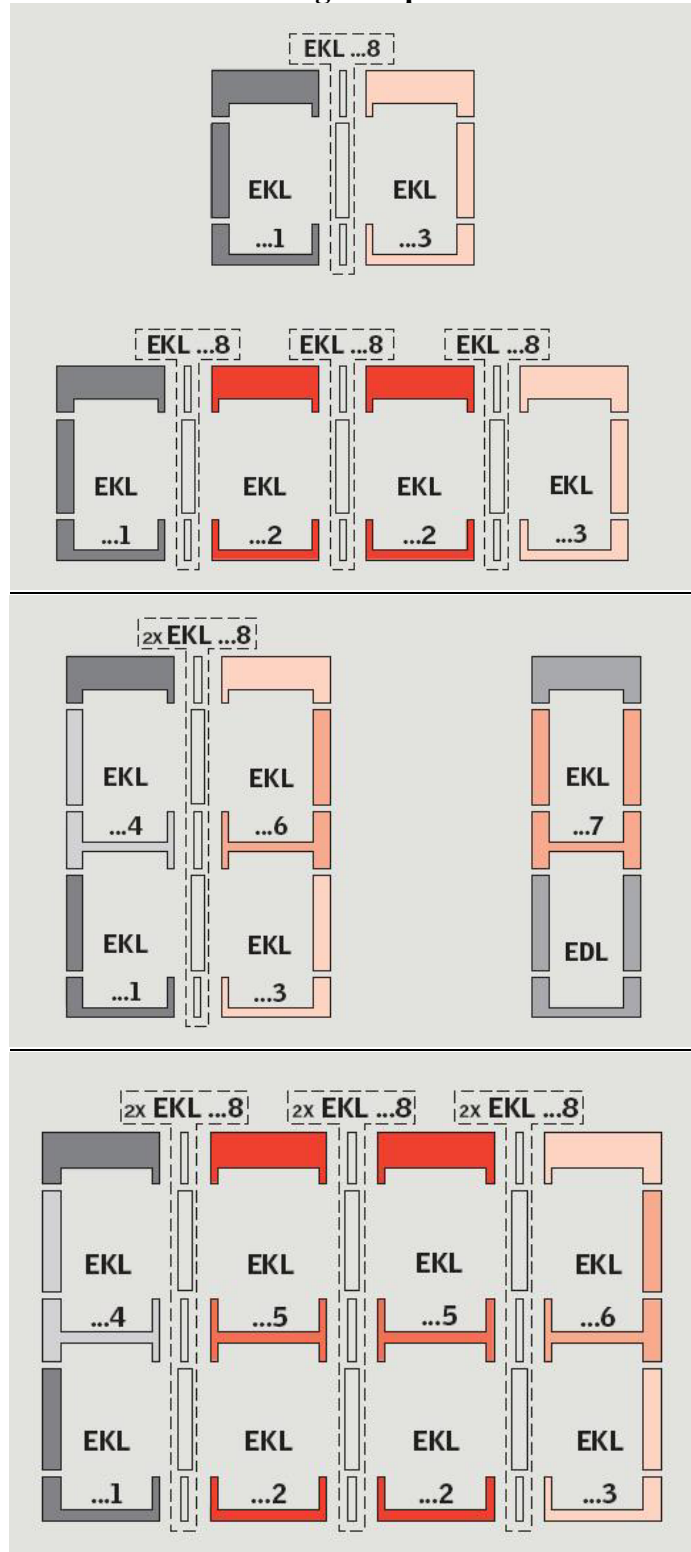
Applies from production code:

Date: 11-10-09

Created by: Sky-PRM Dept / WQ, JL

EKL (A21) Product Data Sheet

EKL Combi Flashing Components illustration.



Notes:

EKL components 6002 and 6005 do not have step flashing included.

Replaces product sheet no:

Applies from production code:

Date: 11-10-09

Created by: Sky-PRM Dept / WQ, JL