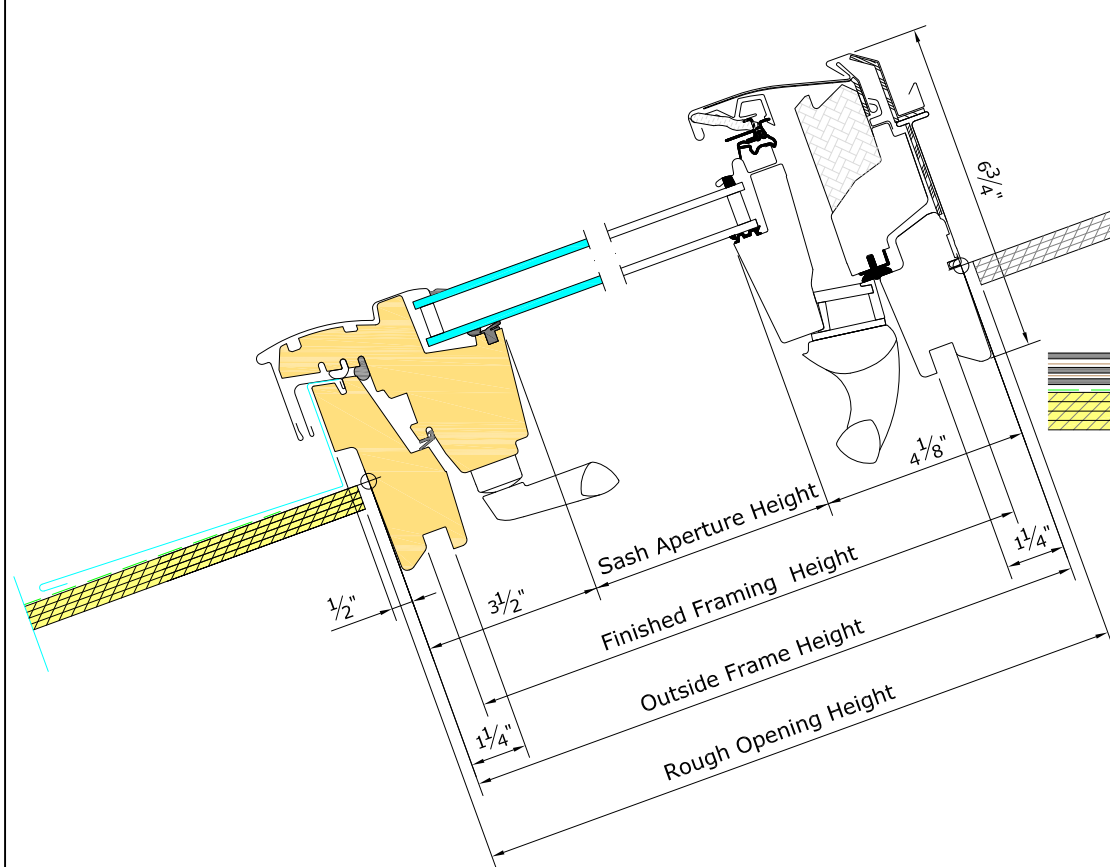


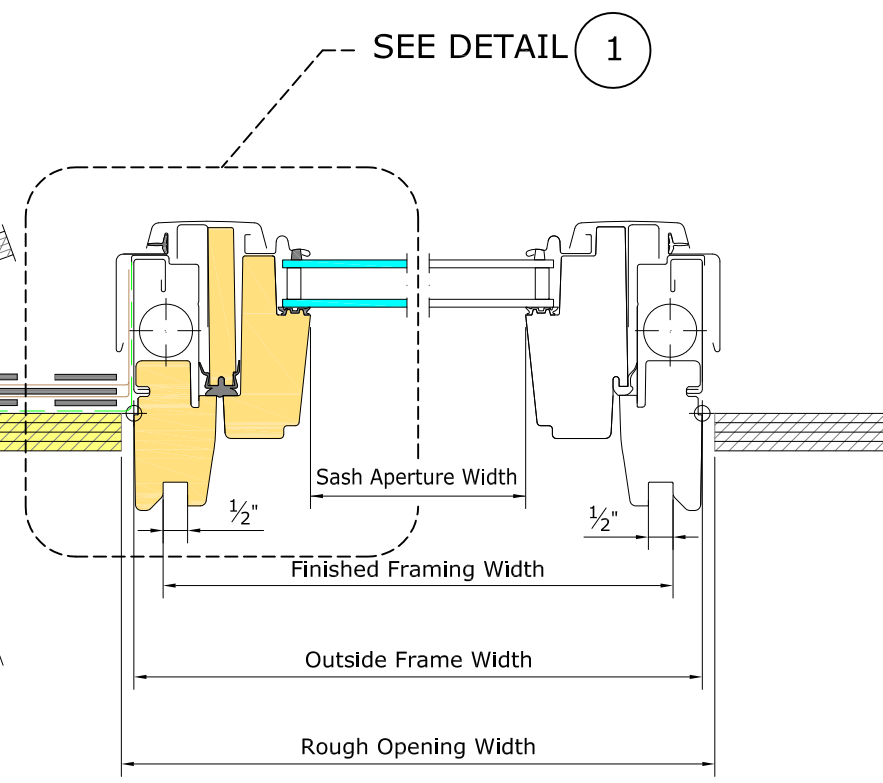


3:12 - 17:12

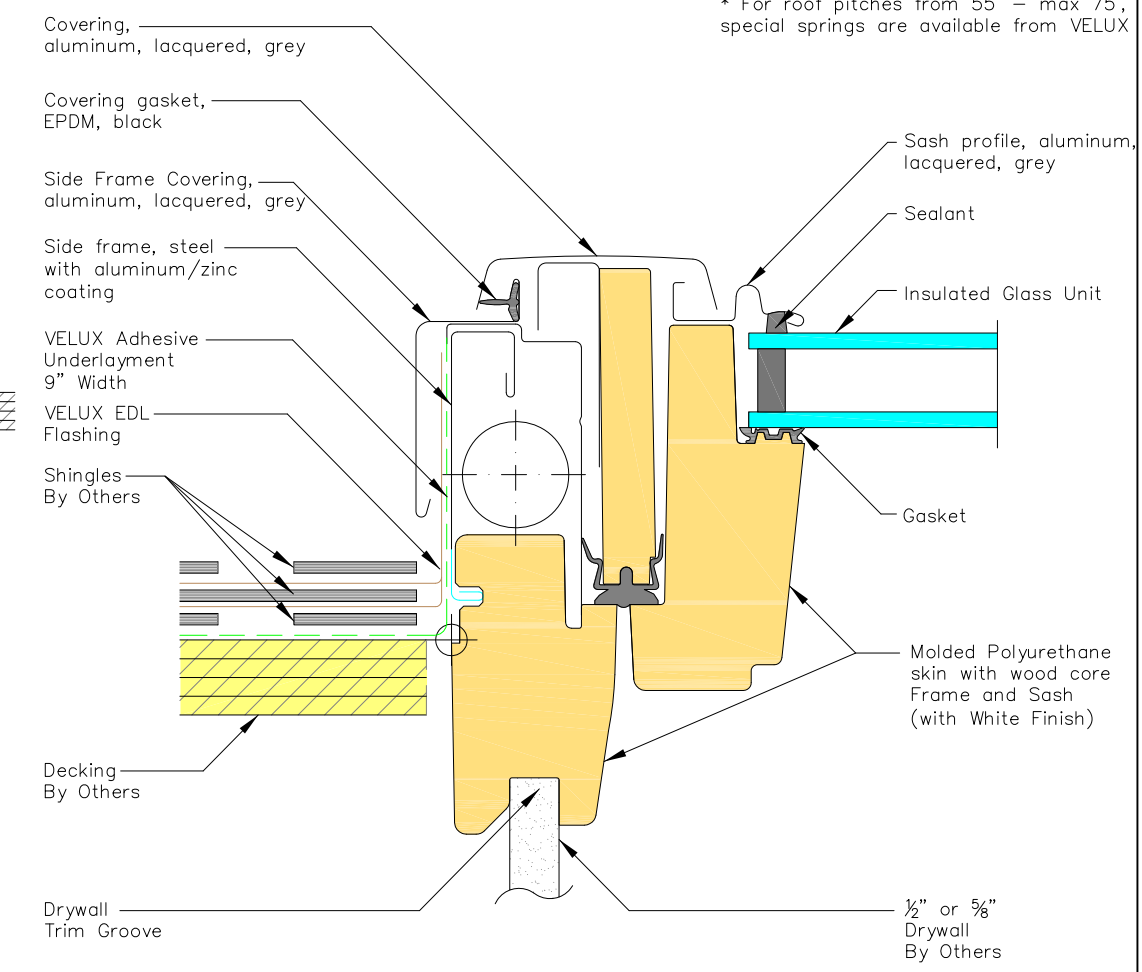
* For roof pitches from 55° - max 75°, special springs are available from VELUX



VERTICAL CROSS SECTION



HORIZONTAL CROSS SECTION



DETAIL 1

PRODUCT DIMENSIONS

METRIC UNITS (MILLIMETERS)										IMPERIAL UNITS (INCHES)									
Size	Rough Opening Width	Outside Frame Width	Finished Framing Width	Sash Aperture Width	Rough Opening Height	Outside Frame Height	Finished Framing Height	Sash Aperture Height	Daylight Area (Sq. Meters)	Size	Rough Opening Width	Outside Frame Width	Finished Framing Width	Sash Aperture Width	Rough Opening Height	Outside Frame Height	Finished Framing Height	Sash Aperture Height	Daylight Area (Sq. Feet)
CK04	562	550	520.4	370.8	991	980	944	783.3	.29	CK04	22 1/8	21 5/8	20 1/2	14 5/8	39	38 1/2	37 1/8	30 3/4	3.12
CK06	562	550	520.4	370.8	1191	1180	1144	983.3	.37	CK06	22 1/8	21 5/8	20 1/2	14 5/8	46 7/8	46 3/8	45	38 3/4	3.98
MK04	794	780	750.4	600.8	991	980	944	783.3	.47	MK04	31 1/4	30 3/4	29 1/2	23 5/8	39	38 1/2	37 1/8	30 3/4	5.06
MK06	794	780	750.4	600.8	1191	1180	1144	983.3	.59	MK06	31 1/4	30 3/4	29 1/2	23 5/8	46 7/8	46 3/8	45	38 3/4	6.35
MK08	794	780	750.4	600.8	1410	1400	1364	1203.3	.72	MK08	31 1/4	30 3/4	29 1/2	23 5/8	55 1/2	55	53 3/4	47 3/8	7.75
PK10	956	942	912.4	762.8	1613	1600	1574	1405.3	1.07	PK10	37 5/8	37 1/8	35 7/8	30	63 1/2	63	62	55 3/8	11.52
SK06	1153	1140	1110.4	960.8	1191	1180	1144	983.3	.95	SK06	45 3/8	44 7/8	43 3/4	37 7/8	46 7/8	46 3/8	45	38 3/4	10.23
UK08	1353	1340	1310.4	1160.8	1410	1400	1364	1203.3	1.40	UK08	53 1/4	52 3/4	51 5/8	45 5/8	55 1/2	55	53 3/4	47 3/8	15.07

STANDARD GLAZING OPTIONS:

- Laminated LowE3 (60)

COMPATIBLE FLASHINGS:

- EDL Step flashing
- EKL/EKX Combi flashing
- EDW Tile flashing
- EKW/EKX Combi tile flashing

NOTES:
 1. The ROUGH OPENING and FINISHED FRAMING dimensions are based on perpendicular interior finish material on all four sides and these dimensions will vary depending on the roof construction, the thickness and the design of the interior finish material.



Sky-Global Product Management

VELUX
 1418 Evans Pond Road
 Greenwood, SC 29649
 1-800-88-VELUX
 www.VELUXUSA.com

GPU - Top-hung Roof window